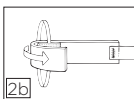
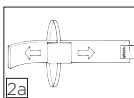
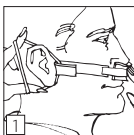


Dale®

Nasal Dressing Holder

Application Instructions

1. Center plastic section of the holder over the nasal dressing and under the nose. Secure by placing ear loops around patient's ears.
2. To adjust size (ear to nose)
 - a. Lift end of strap and reposition ear loop assembly to the desired length. Repeat for other side.
 - b. Fold end of the strap over the ear loop assembly. Excess strap material can be removed with scissors.



To Change Dressing

To change nasal dressing, remove one ear loop, change dressing, and replace ear loop around patient's ear.

For single patient use. Disposable.

For an application video please visit www.dalemed.com

Dale medical products are available from your preferred hospital/medical supply dealer.

Not made with natural rubber latex.

Dale® is a registered trademark of Dale Medical Products, Inc. in the USA & EU.



Dale Medical Products, Inc.
40 Kenwood Circle • Suite 7
Franklin, MA 02038-3298
T: 508-695-9316



MDSS GmbH
Schiffgraben 41
D-30175 Hannover, Germany

