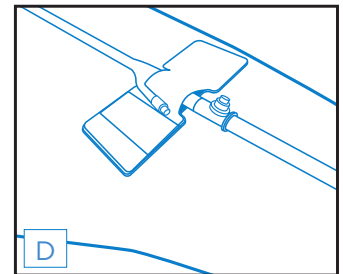
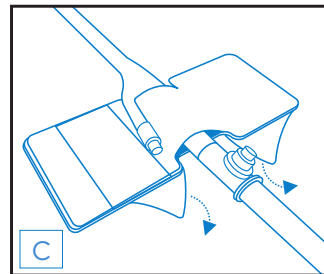
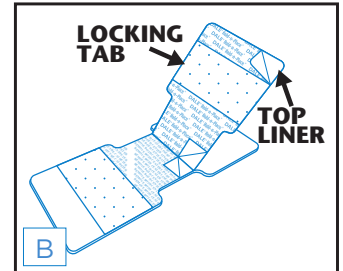
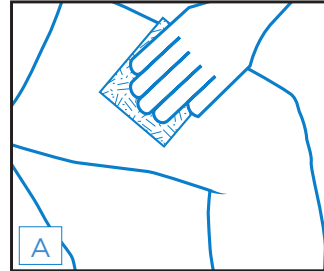


Dale® Hold-n-Place® Adhesive Patch

Short-term Foley catheter holder featuring a clear, breathable, skin-friendly adhesive base material.

Application Instructions

1. Clean and prepare application area. **(A)**
2. Open Dale Hold-n-Place to expose center liners. **(B)**
3. Remove center liners and place urinary catheter onto exposed adhesive. **(B)**
4. Wrap the locking tab beyond the lumen of the catheter, where the drainage bag connects. You may remove the top liner for extra securement. **(C)**
5. Remove base liners to expose adhesive and apply to skin. **(C)**
6. Dale Hold-n-Place should appear as shown in figure D when securement is complete. **(D)**



Change Instructions

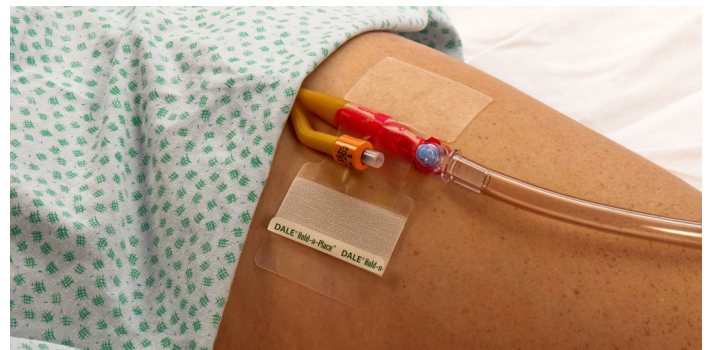
Every 3 days or sooner if necessary.

Removal Instructions

Adhesive should be removed with care to avoid skin trauma.

Additional Benefits

- The locking tab may be lifted to reposition the tube.
- Top of product is writable for recording dates and times.
- Skin-friendly adhesive base is ideal for short-term catheterized patients.
- The holder can be used with equal effectiveness on all Foley catheters including Teflon®, silver, and silicone coated catheters.
- * **Product can be used to secure at the catheter itself, the y-port, or the drainage bag tubing.**



ORDERING INFORMATION

Product Number	Size	Quantity
150	Adhesive Patch, One size fits all	50/Box

Dale
www.dalemed.com

Dale® & Hold-n-Place® are registered trademarks of Dale Medical Products, Inc. in the USA & EU. Teflon® is a registered trademark of E.I. du Pont de Nemours and Company or its affiliates. ©2018 Dale Medical Products, Inc.

AD-039 REV B